

The most important facts about Vienna

Who lives in Vienna?

Population **2,005,760** 2024

Women **51.0%** Men **49.0%**

Life expectancy at birth 2022

Women **82.7** years
1970: 73.5

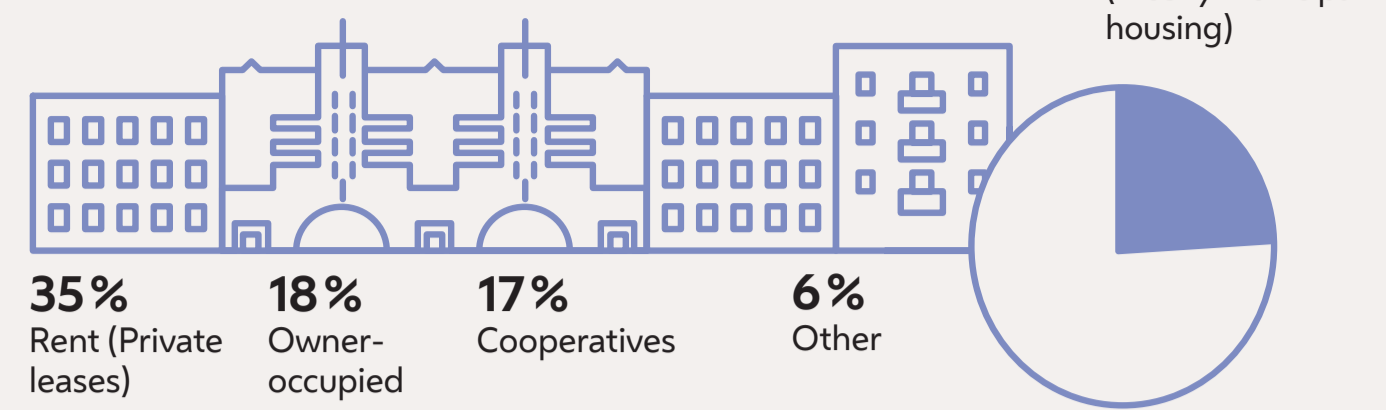
Men **78.0** years
1970: 67.0

Population growth

2014–2023
Average annual growth **+1.3%**

2023–24 **+1.2%**

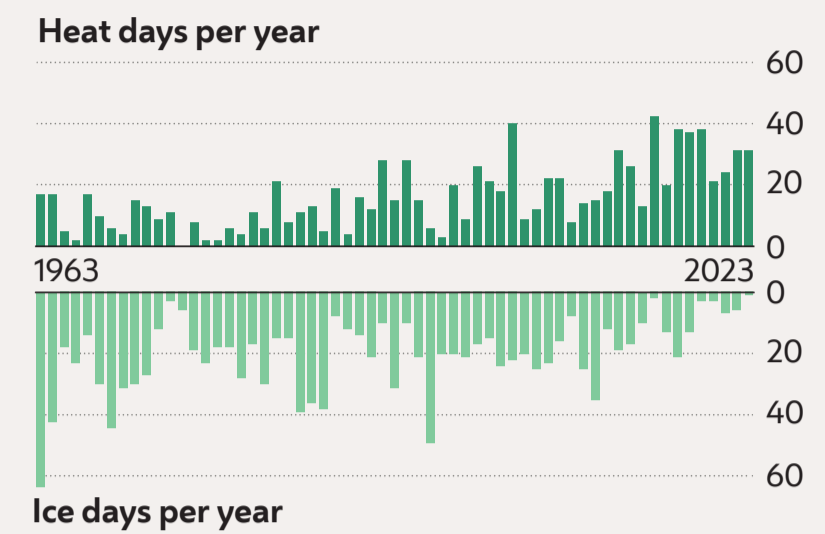
Types of housing 2021



Climate in Vienna 1963–2023

+36.7 °C
Highest temperature 2023

-13.4 °C
Lowest temperature 2023



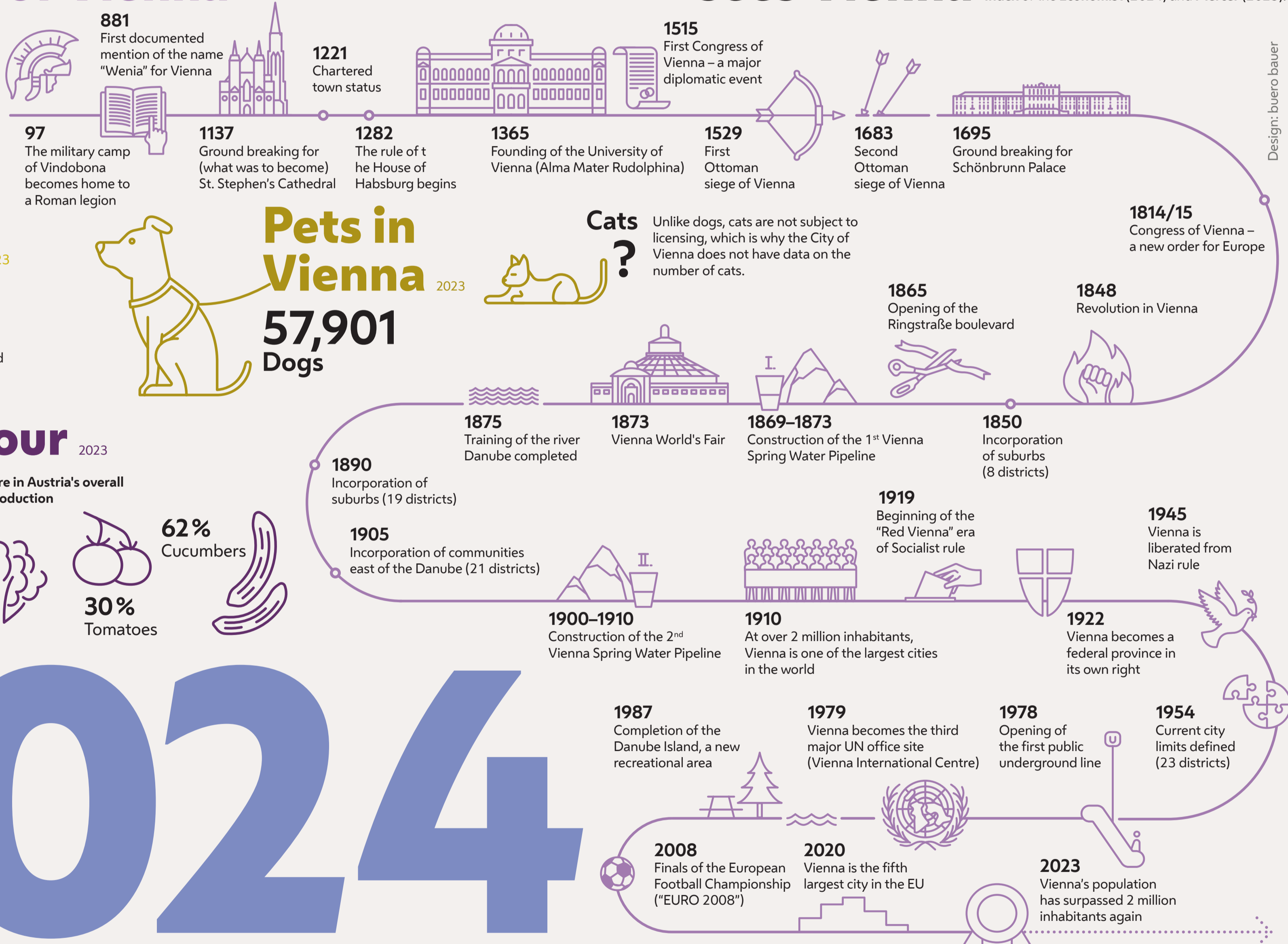
Vienna in Figures

Children in Pre-school facilities 2022/23

99,545

90% of all pre-school-age children attend facilities with opening hours that allow parents to work full-time.

History of Vienna



Growing your greens 2023

Vienna's share in Austria's overall vegetable production

- 63%** Eggplant
- 35%** Endive
- 62%** Cucumbers
- 30%** Tomatoes

Pets in Vienna 2023

57,901 Dogs

Cats ?
Unlike dogs, cats are not subject to licensing, which is why the City of Vienna does not have data on the number of cats.

2024

Land use in Vienna 2024

53% Green spaces and bodies of water

Traffic 2023

- 32%** Walking
- 32%** Public transport
- 10%** Cycling
- 26%** Driving

#ViennaInFigures

Further data and the brochure "Vienna in Figures 2024" are available online under statistik.wien.gv.at @Statistik_Wien

Vienna in Figures 2024

Imprint
Owned, published and edited by Statistics Vienna
Meiereistraße 7, sector B
1020 Wien, Austria
Phone: +43 1 4000 83059
post@ima23.wien.gv.at

Printed by
Print Alliance HAV Produktions GmbH

Design
buerobauer.com

Legal information
The data, charts, diagrams, pictures, etc. are copyrighted.

Sources: City of Vienna, Statistics Austria, Wiener Linien, GeoSphere Austria